

















**Government Degree College(A)**  
**Tuni, East Godavari District**  
**IQAC Circular**

Dt. : 07.07.2021

IQAC collected the feedback on the faculty from the students for the Academic Year 2021-22. This was analysed and the suggestions were given. The Faculty are hereby requested to follow these and implement them in their teaching work so that the teaching learning process may be more effective.

S.No	Name of the Faculty	Designation	Signature
1	Sri M.Srinivasu	Lecturer in Commerce	
2	Sri A.Simhadri	Lecturer in Physics	
3	Sri B.Nagaraju	Lecturer in History	
4	Smt. P.Sowjanya	Lecturer in Physics	
5	Dr. N. Sridhar	Lecturer in Computer Science	
6	Smt. M.Madhavi	Lecturer in Mathematics	
7	Smt S.Indira Priyanka	Lecturer in Mathematics	
8	Sri S.Dhilleswara Rao	Lecturer in Chemistry	
9	Sri K.V.G.K.Varaprasad	Lecturer in Botany	
10	Sri Rasmi Ranjan Khansama	Lecturer in Computer Science	
11	Sri B.Ravi Kumar	Lecturer in Computer Applications	
12	Dr. A. Srinivasa Rao	Lecturer in Chemistry	
13	Dr.D.S.N.V.M.Ramamurthy	Lecturer in Chemistry	
14	Sri K.B.S.Vijaykumar	Lecturer in Physics	
15	Sri Y.A.S.Srinivas	Lecturer in English	
16	Smt. D.Saritha	Lecturer in English	
17	Smt. V.Padmavathi	Lecturer in Economics	



18	Sri M.S.Prasad	Lecturer in Telugu	M.S. Prasad
19	Sri G.Govindu	Lecturer in Chemistry	G. Govindu
20	Ms. L.Ramalakshmi	Lecturer in Chemistry	L. Ramalakshmi
21	Ms. S.Bhagya Lakshmi	Lecturer in Chemistry	S. Bhagya Lakshmi
22	Ms. M.Bhuvanewari	Lecturer in Commerce	M. Bhuvanewari
23	Mr. K.Durga Prasad	Lecturer in Commerce	K. Durga Prasad
24	Mr. B.Durga Prasad	Lecturer in Commerce	B. Durga Prasad
25	Ms. P.Parvati	Lecturer in Zoology	P. Parvati

26. P.V. GANESH. Lecturer in Commerce

P.V. Ganesh.

M. S. Prasad

Ch. Lalitha

IQAC Coordinator.



**Government Degree College (A)**  
**Tuni, Kakinada Dist.**



*Student Feedback Analysis  
& Action Taken Report*

2021 – 2022

*Collected and Analyzed By*  
*Internal Quality Assurance Cell*  
*Government Degree College(A)*  
*Tuni, Kakinada District*



**Government Degree College (A)**  
**Tuni, Kakinada Dist.**



*Student Feedback Analysis & Action Taken*  
*Report*  
*2021 – 2022*

*Collected and Analyzed By*  
*Internal Quality Assurance Cell*  
*Government Degree College(A)*  
*Tuni, Kakinada District*



## Index

S.No	Name of the Faculty	Designation	Page No
1	Sri M.Srinivasu		
2	Sri A.Simhadri	Lecturer in Commerce	1-2
3	Sri M.Sudhadhar	Lecturer in Physics	3-4
4	Sri B.Nagaraju	Lecturer in Physics	5-6
5	Smt. P.Sowjanya	Lecturer in History	7-8
6	Dr. N. Sridhar	Lecturer in Physics	9-10
7	Smt. M.Madhavi	Lecturer in Computer Science	11-12
8	Smt S.Indira Priyanka	Lecturer in Mathematics	13-14
9	Sri S.Dhilleswara Rao	Lecturer in Mathematics	15-16
10	Sri K.V.G.K. Varaprasad	Lecturer in Chemistry	17-18
11	Sri Rasmi Ranjan Khansama	Lecturer in Botany	19-20
12	Sri B.Ravi Kumar	Lecturer in Computer Science	21-22
13	Sri B.Ravi Kumar	Applications	23-24
14	Dr. A. Srinivasa Rao	Lecturer in Chemistry	25-26
15	Dr.D.S.N.V.M.Ramamurthy	Lecturer in Chemistry	27-28
16	Sri K.B.S.Vijaykumar	Lecturer in Physics	29-30
17	Sri Y.A.S.Srinivas	Lecturer in English	31-32
18	Smt. D.Saritha	Lecturer in English	33-34
19	Smt. V.Padmavathi	Lecturer in Economics	35-36
20	Sri M.S.Prasad	Lecturer in Telugu	37-38
21	Sri G.Govindu	Lecturer in Chemistry	39-40
22	Ms. L.Ramalakshmi	Lecturer in Chemistry	41-42
23	Ms. S.Bhagya Lakshmi	Lecturer in Chemistry	43-44
24	Mr. P.V.Ganesh Kumar	Lecturer in Commerce	45-46
25	Ms. M.Bhuvaneshwari	Lecturer in Commerce	47-48
26	Mr. K.Durga Prasad	Lecturer in Commerce	49-50
27	Mr. B.Durga Prasad	Lecturer in Commerce	51-52
28	Ms. P.Parvati	Lecturer in Zoology	53-54



## Government Degree College (A)

Tuni, East Godavari District

### Student Feedback Analysis - 2021-22

Name of the Faculty : Sri M.Srinivasu  
Designation : Lect. In commerce  
No. of Responses : 20

S.No	Questions	No.of grade '4'	No.of grade '3'	No.of grade '2'	No.o f grade '1'	No.o f grade '0'	Analysis	Action Taken
1	How much of the syllabus was covered in the class?	16	3	0	1	0	80% of students gave positive feedback of syllabus coverage	
2	How well did the teachers prepare for the classes?	16	3	0	1	0	80% of students are satisfied with the Preparation levels	
3	How well were the teachers able to communicate?	16	3	0	1	0	80% of the students remarked that the communication skills are up too the mark	
4	The teacher's approach to teaching can best be described as	16	3	0	1	0	80% of students have marked the Teacher approach as good	
5	Fairness of the internal evaluation process by the teachers.	16	3	0	1	0	80% of students have marked the valuation was done fairly	
6	Was your performance in assignments discussed with you?	16	3	0	1	0	80% of students have agreed that the assignments were discussed in the class	



7	The institute takes active interest in promoting internship, student exchange, field visit opportunities for students.	16	3	0	1	0	80% of students agreed only
8	The teaching and mentoring process in your institution facilitates you in cognitive, social and emotional growth.	16	3	0	1	0	80% of students agreed
9	The institution provides multiple opportunities to learn and grow.	16	3	0	1	0	80% of students agree that multiple opportunities will be provided for their learning and growth
10	Teachers inform you about your expected competencies, course outcomes and programme outcomes.	16	3	0	1	0	80% of students confirm that the POs, COs are communicated to them
11	Your mentor does a necessary follow-up with an assigned task to you.	16	3	0	1	0	80% of students agreed that there is follow up by the teacher for any task assigned to them
12	The teachers illustrate the concepts through examples and applications.	16	3	0	1	0	80% of students agree that concepts are explained with examples
13	The teachers identify your strengths and encourage you with providing right level of challenges.	16	3	0	1	0	80% of students agreed that teacher encourages them



14	Teachers are able to identify your weaknesses and help you to overcome them.	16	3	0	1	0	80% of students agreed that teacher helps them in overcoming their weakness
15	The institution makes effort to engage students in the monitoring, review and continuous quality improvement of the teaching learning process.	16	3	0	1	0	80% of students agree with this
16	The institute/ teachers use student centric methods, such as experiential learning, participative learning and problem solving methodologies for enhancing learning experiences.	16	3	0	1	0	80% of students are satisfied with the student centric approaches followed
17	Teachers encourage you to participate in extracurricular activities.	16	3	0	1	0	80% of students agree with this
18	Efforts are made by the institute/ teachers to inculcate soft skills, life skills and employability skills to make you ready for the world of work.	16	3	0	1	0	80% of students are satisfied with the efforts made by the teachers for developing their skills



19 What percentage of teachers use ICT tools such as LCD projector, Multimedia, etc. while teaching.	13	3	0	1	0	65% of students agreed that the teacher uses ICT in teaching	Advised to prepare more ICT enabled classes
20 The overall quality of teaching-learning process in your institute is very good	16	3	0	1	0	80% of students are satisfied	
Give three observation / suggestions to improve the overall teaching – learning experience in your institution.							

  
 Signature of the IQAC  
 Coordinator

  
 PRINCIPAL



## Government Degree College (A)

Tuni, East Godavari District

### Student Feedback Analysis - 2021-22

Name of the Faculty : Sri A.Simhadhri  
Designation : Lect. In Phycis  
No. of Responses : 10

S.No	Questions	No.of grade ' 4'	No.of grade ' 3'	No.of grade ' 2'	No.of grade ' 1'	No.of grade ' 0'	Analysis	Action Taken
1	How much of the syllabus was covered in the class?	10	0	0	0	0	100% of students gave positive feedback of syllabus coverage	
2	How well did the teachers prepare for the classes?	7	3	0	0	0	70% of students are satisfied with the Preparation levels	
3	How well were the teachers able to communicate?	9	1	0	0	0	90% of the students remarked that the communication skills are up too the mark	
4	The teacher's approach to teaching can best be described as	9	1	0	0	0	90% of students have marked the Teacher approach as good	
5	Fairness of the internal evaluation process by the teachers.	9	1	0	0	0	90% of students have marked the valuation was done fairly	
6	Was your performance in assignments discussed with you?	8	1	0	0	0	80% of students have agreed that the assignments were discussed in the class	



7	The institute takes active interest in promoting internship, student exchange, field visit opportunities for students.	7	3	0	0	0	70% of students agreed only	
8	The teaching and mentoring process in your institution facilitates you in cognitive, social and emotional growth.	6	4	0	0	0	60% of students strongly agreed	Suggested to improve the Teaching and Mentoring process
9	The institution provides multiple opportunities to learn and grow.	8	2	0	0	0	80% of students agree that multiple opportunities will be provided for their learning and growth	
10	Teachers inform you about your expected competencies, course outcomes and programme outcomes.	8	2	0	0	0	80% of students confirm that the POs, COs are communicated to them	
11	Your mentor does a necessary follow-up with an assigned task to you.	7	3	0	0	0	70% of students agreed that there is follow up by the teacher for any task assigned to them	
12	The teachers illustrate the concepts through examples and applications.	9	1	0	0	0	90% of students agree that concepts are explained with examples	
13	The teachers identify your strengths and encourage you with providing right level of challenges.	6	3	1	0	1	60% of students strongly agreed that teacher encourages them	Suggested to encourage the students by identifying their strengths



14	Teachers are able to identify your weaknesses and help you to overcome them.	6	4	0	0	0	60% of students agreed that teacher helps them in overcoming their weakness	Suggested to provide guidance to the students in overcoming their weakness
15	The institution makes effort to engage students in the monitoring, review and continuous quality improvement of the teaching learning process.	7	2	1	0	0	70% of students agree with this	
16	The institute/ teachers use student centric methods, such as experiential learning, participative learning and problem solving methodologies for enhancing learning experiences.	7	2	1	0	0	70% of students are satisfied with the student centric approaches followed	
17	Teachers encourage you to participate in extracurricular activities.	6	4	0	0	0	60% of students agree with this	More Extra curricular activities had to be organised
18	Efforts are made by the institute/ teachers to inculcate soft skills, life skills and employability skills to make you ready for the world of work.	8	2	0	0	0	80% of students are satisfied with the efforts made by the teachers for developing their skills	



19	What percentage of teachers use ICT tools such as LCD projector, Multimedia, etc. while teaching.	10	0	0	0	0	100% of students agreed that the teacher uses ICT in teaching
20	The overall quality of teaching-learning process in your institute is very good	8	2	0	0	0	80% of students are satisfied
21	Give three observation / suggestions to improve the overall teaching – learning experience in your institution.						

M. S. K.

Ch. S. K.



**Government Degree College (A)**

**Tuni, East Godavari District**

**Student Feedback Analysis – 2021-22**

Name of the Faculty : M.SUDHADHAR  
 Designation : Lect. In physics  
 No. of Responses : 10

No	Questions	No.of grade '4'	No.of grade '3'	No.of grade '2'	No.of grade '1'	No.of grade '0'	Analysis	Action Taken
1	How much of the syllabus was covered in the class?	10	0	0	0	0	100% of students gave positive feedback of syllabus coverage	
2	How well did the teachers prepare for the classes?	9	1	0	0	0	90% of students are satisfied with the Preparation levels	
3	How well were the teachers able to communicate?	8	1	0	0	1	80% of the students remarked that the communication skills are up too the mark	
4	The teacher's approach to teaching can best be described as	7	2	1	0	0	70% of students have strongly marked the Teacher approach as good	
5	Fairness of the internal evaluation process by the teachers.	8	2	0	0	0	80% of students have marked the valuation was done fairly	
6	Was your performance in assignments discussed with you?	8	1	1	0	0	80% of students have agreed that the assignments were discussed in the class	



7	The institute takes active interest in promoting internship, student exchange, field visit opportunities for students.	8	1	1	0	0	80% of students agreed only
8	The teaching and mentoring process in your institution facilitates you in cognitive, social and emotional growth.	8	2	0	0	0	80% of students agreed
9	The institution provides multiple opportunities to learn and grow.	6	4	0	0	0	60% of students agree that multiple opportunities will be provided for their learning and growth
10	Teachers inform you about your expected competencies, course outcomes and programme outcomes.	8	1	0	1	0	80% of students confirm that the POs, COs are communicated to them
11	Your mentor does a necessary follow-up with an assigned task to you.	8	2	0	0	0	80% of students agreed that there is follow up by the teacher for any task assigned to them
12	The teachers illustrate the concepts through examples and applications.	9	1	0	0	0	90% of students agree that concepts are explained with examples
13	The teachers identify your strengths and encourage you with providing right level of challenges.	8	2	0	0	0	80% of students agreed that teacher encourages them



14	Teachers are able to identify your weaknesses and help you to overcome them.	8	1	1	0	0	80% of students agreed that teacher helps them in overcoming their weakness	
15	The institution makes effort to engage students in the monitoring, review and continuous quality improvement of the teaching learning process.	8	1	1	0	0	80% of students agree with this	
16	The institute/ teachers use student centric methods, such as experiential learning, participative learning and problem solving methodologies for enhancing learning experiences.	6	2	1	1	0	60% of students are strongly satisfied with the student centric approaches followed	Suggested to introduce more student centric activities
17	Teachers encourage you to participate in extracurricular activities.	7	2	1	0	0	40% of students agree with this	
18	Efforts are made by the institute/ teachers to inculcate soft skills, life skills and employability skills to make you ready for the world of work.	9	1	0	1	0	90% of students are satisfied with the efforts made by the teachers for developing their skills	



19	What percentage of teachers use ICT tools such as LCD projector, Multimedia, etc. while teaching.	10	0	0	0	0	100% of students agreed that the teacher uses ICT in teaching
20	The overall quality of teaching-learning process in your institute is very good	9	1	0	0	0	80% of students are satisfied
21	Give three observation / suggestions to improve the overall teaching – learning experience in your institution.						

M. S. S.

Ch. 22.16



**Government Degree College (A)**  
Tuni, East Godavari District

**Student Feedback Analysis - 2021-22**

Name of the Faculty : Sri B.Naga Raju  
Designation : Lect. In History  
No. of Responses : 20

S.No	Questions	No.of grade '4'	No.of grade '3'	No.of grade '2'	No.of grade '1'	No.of grade '0'	Analysis	Action Taken
1	How much of the syllabus was covered in the class?	20	0	0	0	0	100% of students gave positive feedback of syllabus coverage	
2	How well did the teachers prepare for the classes?	20	0	0	0	0	100% of students are satisfied with the Preparation levels	
3	How well were the teachers able to communicate?	20	0	0	0	0	100% of the students remarked that the communication skills are up to the mark	
4	The teacher's approach to teaching can best be described as	20	0	0	0	0	100% of students have marked the Teacher approach as good	
5	Fairness of the internal evaluation process by the teachers.	20	0	0	0	0	100% of students have marked the valuation was done fairly	
6	Was your performance in assignments discussed with you?	19	1	0	0	0	95% of students have agreed that the assignments were discussed in the class	




7	The institute takes active interest in promoting internship, student exchange, field visit opportunities for students.	20	0	0	0	0	100% of students agreed only	
8	The teaching and mentoring process in your institution facilitates you in cognitive, social and emotional growth.	11	9	0	0	0	55% of students strongly agreed	Suggested to improve the Teacher and Mentoring process
9	The institution provides multiple opportunities to learn and grow.	11	9	0	0	0	55% of students strongly agree that multiple opportunities will be provided for their learning and growth	
10	Teachers inform you about your expected competencies, course outcomes and programme outcomes.	16	4	0	0	0	80% of students confirm that the POs, COs are communicated to them	
11	Your mentor does a necessary follow-up with an assigned task to you.	17	3	0	0	0	85% of students agreed that there is follow up by the teacher for any task assigned to them	
12	The teachers illustrate the concepts through examples and applications.	20	0	0	0	0	100% of students agree that concepts are explained with examples	
13	The teachers identify your strengths and encourage you with providing right level of challenges.	20	0	0	0	0	10% of students agreed that teacher encourages them	



14	Teachers are able to identify your weaknesses and help you to overcome them.	20	0	0	0	0	100% of students agreed that teacher helps them in overcoming their weakness	
15	The institution makes effort to engage students in the monitoring, review and continuous quality improvement of the teaching learning process.	20	0	0	0	0	100% of students agree with this	Continuous monitoring in the quality improvement has to be improved
16	The institute/ teachers use student centric methods, such as experiential learning, participative learning and problem solving methodologies for enhancing learning experiences.	20	0	0	0	0	100% of students are satisfied with the student centric approaches followed	
17	Teachers encourage you to participate in extracurricular activities.	14	6	0	0	0	70% of students strongly agreed with this	
18	Efforts are made by the institute/ teachers to inculcate soft skills, life skills and employability skills to make you ready for the world of work.	13	8	0	0	0	65% of students are satisfied with the efforts made by the teachers for developing their skills	Suggested to concentrate on improving the soft skills, life skills etc



19 What percentage of teachers use ICT tools such as LCD projector, Multimedia, etc. while teaching.	4	16	0	0	0	20% of students strongly agreed that the teacher uses ICT in teaching	Advised to prepare more ICT enabled classes
20 The overall quality of teaching-learning process in your institute is very good	20	0	0	0	0	100% of students are satisfied	
Give three observation / suggestions to improve the overall teaching – learning experience in your institution.							

  
Signature of the IQAC  
Coordinator

  
PRINCIPAL



## Government Degree College (A)

Tuni, East Godavari District

### Student Feedback Analysis - 2021-22

Name of the Faculty : Ms. P.Sowjanya  
 Designation : Lect. In physics  
 No. of Responses : 10

No Questions	No.of grade '4'	No.of grade '3'	No.of grade '2'	No.of grade '1'	No.of grade '0'	Analysis	Action Taken
1 How much of the syllabus was covered in the class?	8	2	1	0	0	80% of students gave positive feedback of syllabus coverage	
2 How well did the teachers prepare for the classes?	7	3	0	0	0	70% of students are satisfied with the Preparation levels	
3 How well were the teachers able to communicate?	6	3	0	1	0	60% of the students remarked that the communication skills are up too the mark	Suggested to improve the communication skills
4 The teacher's approach to teaching can best be described as	6	4	1	0	0	60% of students have marked the Teacher approach as good	Teachers apporach has to be more friendly and suggestive
5 Fairness of the internal evaluation process by the teachers.	7	2	0	0	0	70% of students have marked the valuation was done fairly	
6 Was your performance in assignments discussed with you?	7	3	0	0	0	70% of students have agreed that the assignments were disscussed in the class	




7	The institute takes active interest in promoting internship, student exchange, field visit opportunities for students.	5	3	0	2	0	50% of students agreed only	More activities promoting Internship, Field Trips has to be organised
8	The teaching and mentoring process in your institution facilitates you in cognitive, social and emotional growth.	5	5	0	0	0	50% of students agreed	Teacher and Mentoring process has to be improved
9	The institution provides multiple opportunities to learn and grow.	5	3	1	0	0	27% of students agree that multiple opportunities will be provided for their learning and growth	
10	Teachers inform you about your expected competencies, course outcomes and programme outcomes.	7	2	0	0	0	70% of students confirm that the POs, COs are communicated to them	
11	Your mentor does a necessary follow-up with an assigned task to you.	7	3	0	0	0	70% of students agreed that there is follow up by the teacher for any task assigned to them	
12	The teachers illustrate the concepts through examples and applications.	7	2	0	0	0	70% of students agree that concepts are explained with examples	



14	Teachers are able to identify your weaknesses and help you to overcome them.	7	3	0	0	0	70% of students agreed that teacher helps them in overcoming their weakness	
15	The institution makes effort to engage students in the monitoring, review and continuous quality improvement of the teaching learning process.	6	3	1	0	0	60% of students agree with this	Advised to have Continuous monitoring
16	The institute/ teachers use student centric methods, such as experiential learning, participative learning and problem solving methodologies for enhancing learning experiences.	5	2	2	0	0	50% of students are satisfied with the student centric approaches followed	
17	Teachers encourage you to participate in extracurricular activities.	5	4	0	0	0	50% of students agree with this	More Extra curricular activities had to be organised
18	Efforts are made by the institute/ teachers to inculcate soft skills, life skills and employability skills to make you ready for the world of work.	6	2	1	0	0	65% of students are satisfied with the efforts made by the teachers for developing their skills	Suggested to concentrate on improving the soft skills, life skills etc



19	What percentage of teachers use ICT tools such as LCD projector, Multimedia, etc. while teaching.	7	2	1	1	0	70% of students agreed that the teacher uses ICT in teaching
20	The overall quality of teaching-learning process in your institute is very good	8	0	1	0	0	38% of students are satisfied
21	Give three observation / suggestions to improve the overall teaching - learning experience in your institution.						

  
 Signature of the IQAC  
 Coordinator

  
 PRINCIPAL



## Government Degree College (A)

Tuni, East Godavari District

### Student Feedback Analysis - 2021-22

Name of the Faculty : Dr N.SRIDHAR  
 Designation : Lect. In computer Science  
 No. of Responses : 10

S.No	Questions	No.of grade '4'	No.of grade '3'	No.of grade '2'	No. of grade '1'	No.o f grade '0'	Analysis	Action Taken
1	How much of the syllabus was covered in the class?	10	0	0	0	0	100% of students gave positive feedback of syllabus coverage	
2	How well did the teachers prepare for the classes?	8	2	0	0	0	80% of students are strongly satisfied with the Preparation levels	
3	How well were the teachers able to communicate?	8	2	0	0	1	80% of the students strongly remarked that the communication skills are up too the mark	
4	The teacher's approach to teaching can best be described as	9	1	0	0	0	90% of students have marked the Teacher approach as good	
5	Fairness of the internal evaluation process by the teachers.	7	2	1	0	0	70% of students have marked the valuation was done fairly	Advised that the internal evaluation must be done with more transparency




6	Was your performance in assignments discussed with you?						60% of students have agreed that the assignments were discussed in the class	Advised to discuss the assignments performance with the students for their improvement
7	The institute takes active interest in promoting internship, student exchange, field visit opportunities for students.	6	4	0	0	0		More activities promoting Internship, Field Trips has to be organised
8	The teaching and mentoring process in your institution facilitates you in cognitive, social and emotional growth.	10	0	0	0	0	100% of students agreed only	Teacher and Mentoring process has to be improved
9	The institution provides multiple opportunities to learn and grow.	3	7	0	0	0	30% of students strongly agreed 80% of students agree that multiple opportunities will be provided for their learning and growth	
10	Teachers inform you about your expected competencies, course outcomes and programme outcomes.	8	2	0	0	0	70% of students confirm that the POs, COs are communicated to them	
11	Your mentor does a necessary follow-up with an assigned task to you.	7	3	0	0	0	70% of students agreed that there is follow up by the teacher for any task assigned to them	
12	The teachers illustrate the concepts through examples and applications.	7	3	0	0	0	80% of students agree that concepts are explained with examples	



13	The teachers identify your strengths and encourage you with providing right level of challenges.	8	2	0	0	0	80% of students agreed that teacher encourages them	
14	Teachers are able to identify your weaknesses and help you to overcome them.	9	1	0	0	0	90% of students agreed that teacher helps them in overcoming their weakness	
15	The institution makes effort to engage students in the monitoring, review and continuous quality improvement of the teaching learning process.	8	2	0	0	0	80% of students agree with this	Continuous monitoring in the quality improvement has to be improved
16	The institute/ teachers use student centric methods, such as experiential learning, participative learning and problem solving methodologies for enhancing learning experiences.	6	4	0	0	0	80% of students are satisfied with the student centric approaches followed	
17	Teachers encourage you to participate in extracurricular activities.	9	1	0	0	0	90% of students agree with this	More Extra curricular activities had to be organised



18	Efforts are made by the institute/ teachers to inculcate soft skills, life skills and employability skills to make you ready for the world of work.	5	4	1	0	0	50% of students are satisfied with the efforts made by the teachers for developing their skills
19	What percentage of teachers use ICT tools such as LCD projector, Multimedia, etc. while teaching.	9	1	0	0	0	90% of students agreed that the teacher uses ICT in teaching
20	The overall quality of teaching-learning process in your institute is very good	8	2	0	0	0	80% of students are satisfied
21	Give three observation / suggestions to improve the overall teaching - learning experience in your institution.						

  
 Signature of the IQAC  
 Coordinator

  
 PRINCIPAL



**Government Degree College (A)**  
Tuni, East Godavari District

**Student Feedback Analysis - 2021-22**

Name of the Faculty : Ms. M. MADHAVI  
Designation : Lect. In MATHEMATICS  
No. of Responses : 15

S.No	Questions	No.of grade '4'	No.of grade '3'	No.of grade '2'	No.of grade '1'	No.of grade '0'	Analysis	Action Taken
1	How much of the syllabus was covered in the class?	15	0	0	0	0	100% of students gave positive feedback of syllabus coverage	
2	How well did the teachers prepare for the classes?	11	4	0	0	0	73% of students are satisfied with the Preparation levels	
3	How well were the teachers able to communicate?	11	2	2	0	0	73% of the students remarked that the communication skills are up too the mark	
4	The teacher's approach to teaching can best be described as	14	1	0	0	0	93% of students have marked the Teacher approach as good	
5	Fairness of the internal evaluation process by the teachers.	8	7	0	0	0	53% of students have marked the valuation was done fairly	Advised that the internal evaluation must be done with more transparency
6	Was your performance in assignments discussed with you?	11	2	2	0	0	73% of students have agreed that the assignments were disscussed in the class	



7	The institute takes active interest in promoting internship, student exchange, field visit opportunities for students.	9	5	1	1	0	60% of students agreed only	Suggested to organised more activities promoting Internship and Field Trips
8	The teaching and mentoring process in your institution facilitates you in cognitive, social and emotional growth.	10	4	1		0	66% of students agreed	Suggested to improve the Teacher and Mentoring process
9	The institution provides multiple oppurtunities to learn and grow.	10	4	1			multiple oppurtunities will be provided for their learning and growth	
10	Teachers inform you about your expected competencies, course outcomes and programme outcomes.	8	3	4	0	0	70% of students confirm that the POs, COs are communicated to them	
11	Your mentor does a necessary follow-up with an assigned task to you.	10	5		0	0	70% of students agreed that there is follow up by the teacher for any task assigned to them	
12	The teachers illustrate the concepts through examples and applications.	14	1	1	0	0	93% of students agree that concepts are explained with examples	
13	The teachers identify your strengths and encourage you with providing right level of challenges.	12	3	0	0	0	80% of students agreed that teacher encourages them	Suggested to encourage the students by identifying their strengths



14	Teachers are able to identify your weaknesses and help you to overcome them.	11	1	2	1	73% of students agreed that teacher helps them in overcoming their weakness	
15	The institution makes effort to engage students in the monitoring, review and continuous quality improvement of the teaching learning process.	10	5	0	0	60% of students agree with this	Advised to have Continuous monitoring
16	The institute/ teachers use student centric methods, such as experiential learning, participative learning and problem solving methodologies for enhancing learning experiences.	11	2	1	1	73% of students are satisfied with the student centric approaches followed	
17	Teachers encourage you to participate in extracurricular activities.	12	3	0	0	80% of students agree with this	
18	Efforts are made by the institute/ teachers to inculcate soft skills, life skills and employability skills to make you ready for the world of work.	13	1	1		86% of students are satisfied with the efforts made by the teachers for developing their skills	



19	What percentage of teachers use ICT tools such as LCD projector, Multimedia, etc. while teaching.	11	1	2	1	4	73% of students agreed that the teacher uses ICT in teaching
20	The overall quality of teaching-learning process in your institute is very good	12	3	0	0	0	80% of students are satisfied
21	Give three observation / suggestions to improve the overall teaching – learning experience in your institution.						



Signature of the IQAC  
Coordinator



PRINCIPAL



## Government Degree College (A)

Tuni, East Godavari District

### Student Feedback Analysis - 2021-22

Name of the Faculty : Ms. S. INDIRA PRIYANKA  
Designation : Lect. In MATHEMATICS  
No. of Responses : 25

S.No	Questions	No.of grade '4'	No.of grade '3'	No.of grade '2'	No.of grade '1'	No.of grade '0'	Analysis	Action Taken
1	How much of the syllabus was covered in the class?	25					100% of students gave positive feedback of syllabus coverage	
2	How well did the teachers prepare for the classes?	18	6	1			72% of students are satisfied with the Preparation levels	
3	How well were the teachers able to communicate?	17	4	4			68% of the students remarked that the communication skills are up too the mark	Suggested to improve the communication skills
4	The teacher's approach to teaching can best be described as	15	8	2			60% of students have marked the Teacher approach as good	Advised to be more more friendly with the students
5	Fairness of the internal evaluation process by the teachers.	18	7				72% of students have marked the valuation was done fairly	
6	Was your performance in assignments discussed with you?	16	5	4			65% of students have agreed that the assignments were disscussed in the class	Advised to discuss the assingments perofomance with the students for their improvement




7	The institute takes active interest in promoting internship, student exchange, field visit opportunities for students.	21		4			84% of students agreed only	
8	The teaching and mentoring process in your institution facilitates you in cognitive, social and emotional growth.	20	4		2		80% of students agreed	
9	The institution provides multiple opportunities to learn and grow.	19	5	1			multiple oppurtunities will be provided for their learning and growth	
10	Teachers inform you about your expected competencies, course outcomes and programme outcomes.	18	3	4			73% of students confirm that the POs, COs are communicated to them	
11	Your mentor does a necessary follow-up with an assigned task to you.	14	10	1			56% of students agreed that there is follow up by the teacher for any task assigned to them	
12	The teachers illustrate the concepts through examples and applications.	16	3	5	1		64% of students agree that concepts are explained with examples	Advised to incorporate more examples in the teaching
13	The teachers identify your strengths and encourage you with providing right level of challenges.	15	7	3			60% of students agreed that teacher encourages them	Suggested to encourage the students by identifying their strengths



14	Teachers are able to identify your weaknesses and help you to overcome them.	18	2	5	0	72% of students agreed that teacher helps them in overcoming their weakness	
15	The institution makes effort to engage students in the monitoring, review and continuous quality improvement of the teaching learning process.	16	7	2		64% of students agree with this	Advised to have Continuous monitoring
16	The institute/ teachers use student centric methods, such as experiential learning, participative learning and problem solving methodologies for enhancing learning experiences.	18	5		2	72% of students are satisfied with the student centric approaches followed	
17	Teachers encourage you to participate in extracurricular activities.	18	7			72% of students agree with this	
18	Efforts are made by the institute/ teachers to inculcate soft skills, life skills and employability skills to make you ready for the world of work.	16	8		1	64% of students are satisfied with the efforts made by the teachers for developing their skills	Suggested to concentrate on improving the soft skills, life skills etc



19	What percentage of teachers use ICT tools such as LCD projector, Multimedia, etc. while teaching.	10	5	5	4	1	40% of students agreed that the teacher uses ICT in teaching	Advised to prepare more ICT enabled classes
20	The overall quality of teaching-learning process in your institute is very good	13	11		1		72% of students are satisfied	
21	Give three observation / suggestions to improve the overall teaching – learning experience in your institution.							

  
 Signature of the IQAC  
 Coordinator

  
 PRINCIPAL



**Government Degree College (A)**  
Tuni, East Godavari District

**Student Feedback Analysis -- 2021-22**

Name of the Faculty : S.Dhilleswararao  
Designation : Lect. In chemistry  
No. of Responses : 20

S.No	Questions	No.of grade '4'	No.of grade '3'	No.of grade '2'	No.of grade '1'	No.of grade '0'	Analysis	Action Taken
1	How much of the syllabus was covered in the class?	17	3	0	0	0	positive feedback of syllabus coverage	
2	How well did the teachers prepare for the classes?	17	3	0	0	0	85% of students are satisfied with the Preparation levels	
3	How well were the teachers able to communicate?	14	6	0	0	0	remarked that the communication skills are up too the mark	
4	The teacher's approach to teaching can best be described as	14	6	0	0	0	70% of students have marked the Teacher approach as good	
5	Fairness of the internal evaluation process by the teachers.	14	5	1	0	0	70% of students have marked the valuation was done fairly	



6	Was your performance in assignments discussed with you?	13	5	2	0	0	65% of students have agreed that the assignments were discussed in the class	Advised to discuss the assignments performance with the students for their improvement
7	The institute takes active interest in promoting internship, student exchange, field visit opportunities for students.	11	4	5	0	0	55% of students agreed only	More activities promoting Internship, Field Trips has to be organised
8	The teaching and mentoring process in your institution facilitates you in cognitive, social and emotional growth.	9	10	1	0	0	45% of students agreed	Teacher and Mentoring process has to be improved
9	The institution provides multiple opportunities to learn and grow.	5	15	0	0	0	multiple oppurtunities will be provided for their learning and growth	
10	Teachers inform you about your expected competencies, course outcomes and programme outcomes.	17	1	2	0	0	85% of students confirm that the POs, COs are communicated to them	
11	Your mentor does a necessary follow-up with an assigned task to you.	14	6	0	0	0	there is follow up by the teacher for any task assigned to them	
12	The teachers illustrate the concepts through examples and applications.	10	10	2	0	0	70% of students agree that concepts are explained with examples	



13	The teachers identify your strengths and encourage you with providing right level of challenges.	12	8	0	0	0	60% of students agreed that teacher encourages them	Suggested to encourage the students by identifying their strengths
14	Teachers are able to identify your weaknesses and help you to overcome them.	15	5	0	0	0	75% of students agreed that teacher helps them in overcoming their weakness	
15	The institution makes effort to engage students in the monitoring, review and continuous quality improvement of the teaching learning process.	14	6	0	0	0	70% of students agree with this	
16	The institute/ teachers use student centric methods, such as experiential learning, participative learning and problem solving methodologies for enhancing learning experiences.	10	10	0	0	0	50% of students are satisfied with the student centric approaches followed	Suggested to introduce more student centric activities
17	Teachers encourage you to participate in extracurricular activities.	13	7	0	0	0	65% of students agree with this	
18	Efforts are made by the institute/ teachers to inculcate soft skills, life skills and employability skills to make you ready for the world of work.	16	4	0	0	0	80% of students are satisfied with the efforts made by the teachers for developing their skills	



19	What percentage of teachers use ICT tools such as LCD projector, Multimedia, etc. while teaching.	5	12	3	0	0	25% of students agreed that the teacher uses ICT in teaching	Advised to prepare more ICT enabled classes
20	The overall quality of teaching-learning process in your institute is very good	11	9	0	0	0	55% of students are satisfied	
21	Give three observation / suggestions to improve the overall teaching – learning experience in your institution.							

M. S. [Signature]

Ch. 22.12.17



## Government Degree College (A)

Tuni, East Godavari District

### Student Feedback Analysis - 2021-22

Name of the Faculty : Sri K.V.G.K vara prasad  
 Designation : Lect. In Botany  
 No. of Responses : 20

S.No	Questions	No.of grade '4'	No.o f grade '3'	No.of grade '2'	No.of grade '1'	No.of grade '0'	Analysis	Action Taken
1	How much of the syllabus was covered in the class?	19	1	0	0	0	95% of students gave positive feedback of syllabus coverage	
2	How well did the teachers prepare for the classes?	7	3	0	0	0	35% of students are satisfied with the Preparation levels	Suggested to increase the preparation levels
3	How well were the teachers able to communicate?	9	10	0	0	0	45 of the students remarked that the communication skills are up too the mark	Suggested to improve the communication skills
4	The teacher's approach to teaching can best be described as	18	1	1	0	0	90% of students have marked the Teacher approach as good	
5	Fairness of the internal evaluation process by the teachers.	16	4	0	0	0	80% of students have marked the valuation was done fairly	



6	Was your performance in assignments discussed with you?	16	3	0	0	0	80% of students have agreed that the assignments were discussed in the class	
7	The institute takes active interest in promoting internship, student exchange, field visit opportunities for students.	16	4	0	0	0	80% of students agreed only	
8	The teaching and mentoring process in your institution facilitates you in cognitive, social and emotional growth.	6	14	0	0	0	30% of students agreed	Teacher and Mentoring process has to be improved
9	The institution provides multiple opportunities to learn and grow.	14	6	0	0	0	70% of students agree that multiple opportunities will be provided for their learning and growth	
10	Teachers inform you about your expected competencies, course outcomes and programme outcomes.	11	9	0	0	0	55% of students confirm that the POs, COs are communicated to them	Advised to inform the students about Cos, POs and PSOs before commencement of the Semester classes
11	Your mentor does a necessary follow-up with an assigned task to you.	18	1	0	0	0	80% of students agreed that there is follow up by the teacher for any task assigned to them	
12	The teachers illustrate the concepts through examples and applications.	12	8	0	0	0	60% of students agree that concepts are explained with examples	Advised to incorporate more examples in the teaching



13	The teachers identify your strengths and encourage you with providing right level of challenges.	15	5	0	0	0	75% of students agreed that teacher encourages them	
14	Teachers are able to identify your weaknesses and help you to overcome them.	9	11	0	0	0	that teacher helps them in overcoming their weakness	Suggested to provide guidance to the students in overcoming their weakness
15	The institution makes effort to engage students in the monitoring, review and continuous quality improvement of the teaching learning process.	15	5	0	0	0	75% of studens agree with this	
16	The institute/ teachers use student centric methods, such as experiential learning, participative learning and problem solving methodologies for enhancing learning experiences.	16	4	0	0	0	80% of students are satisfied with the student centric approaches followed	
17	Teachers encourage you to participate in extracurricular activities.	5	14	0	0	0	25% of studens agree with this	More Extra curricular activites had to be organised



18	Efforts are made by the institute/ teachers to inculcate soft skills, life skills and employability skills to make you ready for the world of work.	17	3	0	0	0	85% of students are satisfied with the efforts made by the teachers for developing their skills
19	What percentage of teachers use ICT tools such as LCD projector, Multimedia, etc. while teaching.	17	3	0	0	0	85% of students agreed that the teacher uses ICT in teaching
20	The overall quality of teaching-learning process in your institute is very good	16	4	2	0	0	80% of students are satisfied
21	Give three observation / suggestions to improve the overall teaching – learning experience in your institution.						

  
 Signature of the IQAC  
 Coordinator

  
 PRINCIPAL



## Government Degree College (A)

Tuni, East Godavari District

### Student Feedback Analysis - 2021-22

Name of the Faculty : Rasmi Ranjan Khansama  
Designation : Lect. In Computer Science  
No. of Responses : 10

S.No	Questions	No.of grade '4'	No.of grade '3'	No.of grade '2'	No.of grade '1'	No.of grade '0'	Analysis	Action Taken (Suggestions given)
1	How much of the syllabus was covered in the class?	10	0	0	0	0	100% of students gave positive feedback of syllabus coverage	
2	How well did the teachers prepare for the classes?	8	2	0	0	0	80% of students are satisfied with the Preparation levels	
3	How well were the teachers able to communicate?	10	0	0	0	0	100% of the students remarked that the communication skills are up to the mark	
4	The teacher's approach to teaching can best be described as	9	1	0	0	0	90% of students have marked the Teacher approach as good	
5	Fairness of the internal evaluation process by the teachers.	9	1	0	0	0	90% of students have marked the valuation was done fairly	




6	Was your performance in assignments discussed with you?	5	5	0	0	0	50% of students have agreed that the assignments were discussed in the class	Advised to discuss the assignments performance with the students for their improvement
7	The institute takes active interest in promoting internship, student exchange, field visit opportunities for students.	7	3	0	0	0	70% of students agreed only	More activities promoting Internship, Field Trips has to be organised
8	The teaching and mentoring process in your institution facilitates you in cognitive, social and emotional growth.	7	3	0	0	0	70% of students agreed	
9	The institution provides multiple opportunities to learn and grow.	8	2	0	0	0	80% of students agree that multiple opportunities will be provided for their learning and growth	
10	Teachers inform you about your expected competencies, course outcomes and programme outcomes.	9	1	0	0	0	90% of students confirm that the POs, COs are communicated to them	
11	Your mentor does a necessary follow-up with an assigned task to you.	6	4	0	0	0	60% of students agreed that there is follow up by the teacher for any task assigned to them	Advised to follow up the tasks assigned to students
12	The teachers illustrate the concepts through examples and applications	8	2	0	0	0	80% of students agree that concepts are explained with examples	



13	The teachers identify your strengths and encourage you with providing right level of challenges.	5	5	0	0	0	50% of students agreed that teacher encourages them	Suggested to encourage the students by identifying their strengths
14	Teachers are able to identify your weaknesses and help you to overcome them.	7	3	0	0	0	70% of students agreed that teacher helps them in overcoming their weakness	
15	The institution makes effort to engage students in the monitoring, review and continuous quality improvement of the teaching learning process.	7	3	0	0	0	70% of students agree with this	
16	student centric methods, such as experiential learning, participative learning and problem solving methodologies for enhancing learning experiences.	3	7	0	0	0	30% of students are satisfied with the student centric approaches followed	Suggested to introduce more student centric activities
17	Teachers encourage you to participate in extracurricular activities.	8	2	0	0	0	80% of students agree with this	
18	Efforts are made by the institute/teachers to inculcate soft skills, life skills and employability skills to make you ready for the world of work.	4	6	0	0	0	40% of students are satisfied with the efforts made by the teachers for developing their skills	Suggested to concentrate on improving the soft skills, life skills etc



19	What percentage of teachers use ICT tools such as LCD projector, Multimedia, etc. while teaching.	7	3	0	0	0	70% of students agreed that the teacher uses ICT in teaching	
20	The overall quality of teaching-learning process in your institute is very good	9	1	0	0	0	90% of students are satisfied	
21	Give three observation / suggestions to improve the overall teaching – learning experience in your institution.	Nil						

  
 Signature of the IQAC  
 Coordinator

  
 PRINCIPAL



**Government Degree College (A)**  
Tuni, East Godavari District

**Student Feedback Analysis – 2021-22**

Name of the Faculty : Sri B. Ravi Kumar  
Designation : Lect. In Computer Applications  
No. of Responses : 10

S.No	Questions	No.of grade '4'	No.of grade '3'	No.of grade '2'	No.of grade '1'	No. of grade '0'	Analysis	Action Taken
1	How much of the syllabus was covered in the class?	10	0	0	0	0	100% of students gave positive feedback of syllabus coverage	
2	How well did the teachers prepare for the classes?	10	0	0	0	0	100% of students are satisfied with the Preparation levels	
3	How well were the teachers able to communicate?	10	0	0	0	0	100% of the students remarked that the communication skills are up too the mark	
4	The teacher's approach to teaching can best be described as	10	0	0	0	0	100% of students have marked the Teacher approach as good	
5	Fairness of the internal evaluation process by the teachers.	8	2	0	0	0	80% of students have marked the valuation was done fairly	
6	Was your performance in assignments discussed with you?	10	0	0	0	0	100% of students have agreed that the assignments were disscussed in the class	



7	The institute takes active interest in promoting internship, student exchange, field visit opportunities for students.	10	0	0	0	0	100% of students agreed only	
8	The teaching and mentoring process in your institution facilitates you in cognitive, social and emotional growth.	8	2	0	0	0	80% of students agreed	Teacher and Mentoring process has to be improved
9	The institution provides multiple opportunities to learn and grow.	9	1	0	0	0	90% of students agree that multiple opportunities will be provided for their learning and growth	
10	Teachers inform you about your expected competencies, course outcomes and programme outcomes.	8	2	0	0	0	80% of students confirm that the POs, COs are communicated to them	
11	Your mentor does a necessary follow-up with an assigned task to you.	9	1	0	0	0	75% of students agreed that there is follow up by the teacher for any task assigned to them	
12	The teachers illustrate the concepts through examples and applications.	10	0	0	0	0	75% of students agree that concepts are explained with examples	



13	The teachers identify your strengths and encourage you with providing right level of challenges.	9	1	0	0	0	90% of students agreed that teacher encourages them
14	Teachers are able to identify your weaknesses and help you to overcome them.	10	0	0	0	0	100% of students agreed that teacher helps them in overcoming their weakness
15	The institution makes effort to engage students in the monitoring, review and continuous quality improvement of the teaching learning process.	10	0	0	0	0	100% of students agree with this
16	The institute/ teachers use student centric methods, such as experiential learning, participative learning and problem solving methodologies for enhancing learning experiences.	8	2	0	0	0	80% of students are satisfied with the student centric approaches followed
17	Teachers encourage you to participate in extracurricular activities.	10	0	0	0	0	100% of students agree with this



18	Efforts are made by the institute/ teachers to inculcate soft skills, life skills and employability skills to make you ready for the world of work.	10	0	0	0	0	100% of students are satisfied with the efforts made by the teachers for developing their skills	
19	What percentage of teachers use ICT tools such as LCD projector, Multimedia, etc. while teaching.	7	3	0	0	0	70% of students agreed that the teacher uses ICT in teaching	Advised to prepare more ICT enabled classes
20	The overall quality of teaching-learning process in your institute is very good	10	0	0	0	0	100% of students are satisfied	
21	Give three observation / suggestions to improve the overall teaching – learning experience in your institution.							

*M. d. e.*

Signature of the IQAC  
Coordinator

*A. N. M.*

PRINCIPAL



**Government Degree College (A)**

Tuni, East Godavari District

**Student Feedback Analysis - 2021-22**

Name of the Faculty : Dr.A.Sreenivasa Rao  
 Designation : Lect.in Chemistry  
 No. of Responses : 20

Questions	No.of grade '4'	No.of grade '3'	No.of grade '2'	No.of grade '1'	No.of grade '0'	Analysis	Action Taken
1 How much of the syllabus was covered in the class?	17	3	0	0	0	85% of students gave positive feedback of syllabus coverage	
2 How well did the teachers prepare for the classes?	17	3	0	0	0	85% of students are satisfied with the Preparation levels	
3 How well were the teachers able to communicate?	14	6	0	0	0	70% of the students remarked that the communication skills are up too the mark	
4 The teacher's approach to teaching can best be described as	14	6	0	0	0	70% of students have marked the Teacher approach as good	
5 Fairness of the internal evaluation process by the teachers.	13	6	1	0	0	65% of students have marked the valuation was done fairly	Advised to discuss the assignments performance with the students for their improvement
6 Was your performance in assignments discussed with you?	13	5	2	0	0	65% of students have agreed that the assignments were discussed in the class	Suggested to organised more activities promoting Internship and Field Trips
7 The institute takes active interest in promoting internship, student exchange, field visit opportunities for students.	15	4	1	0	0	75% of students agreed only	



8	The teaching and mentoring process in your institution facilitates you in cognitive, social and emotional growth.	13	6	1	0	0	65% of students agreed	Teacher and Mentoring process has to be improved
9	The institution provides multiple opportunities to learn and grow.	5	15	0	0	0	25% of students agree that multiple opportunities will be provided for their learning and growth	
10	Teachers inform you about your expected competencies, course outcomes and programme outcomes.	17	1	2	0	0	85% of students confirm that the POs, COs are communicated to them	
11	Your mentor does a necessary follow-up with an assigned task to you.	12	8	0	0	0	65% of students agreed that there is follow up by the teacher for any task assigned to them	Advised to incorporate more examples in the teaching
12	The teachers illustrate the concepts through examples and applications.	8	10	2	0	0	40% of students agree that concepts are explained with examples	Suggested to encourage the students by identifying their strengths
13	The teachers identify your strengths and encourage you with providing right level of challenges.	10	9	1	0	0	50% of students agreed that teacher encourages them	Suggested to provide guidance to the students in overcoming their weakness
14	Teachers are able to identify your weaknesses and help you to overcome them.	14	6	0	0	0	70% of students agreed that teacher helps them in overcoming their weakness	
15	The institution makes effort to engage students in the monitoring, review and continuous quality improvement of the teaching learning process.	14	6	0	0	0	70% of students agree with this	



16	student centric methods, such as experiential learning, participative learning and problem solving methodologies for enhancing learning experiences.	15	5	0	0	0	75% of students are satisfied with the student centric approaches followed
17	Teachers encourage you to participate in extracurricular activities.	13	7	0	0	0	65% of students agree with this More Extra curricular activities had to be organised
18	Efforts are made by the institute/ teachers to inculcate soft skills, life skills and employability skills to make you ready for the world of work.	16	4	0	0	0	80% of students are satisfied with the efforts made by the teachers for developing their skills
19	What percentage of teachers use ICT tools such as LCD projector, Multimedia, etc. while teaching.	13	6	1	0	0	65% of students agreed that the teacher uses ICT in teaching
20	The overall quality of teaching-learning process in your institute is very good	11	9	0	0	0	55% of students are satisfied
21	Give three observation / suggestions to improve the overall teaching – learning experience in your institution.						

*d. L. M.*

PRINCIPAL

*M. L. M.*  
Signature of the IQAC  
Coordinator



**Government Degree College (A)**  
**Tuni, East Godavari District**

**Student Feedback Analysis - 2021-22**

Name of the Faculty : Dr. D. V.V. RAMAMURTHY  
 Designation : Lect. In Chemistry  
 No. of Responses : 20

S.No	Questions	No.of grade '4'	No.o f grade '3'	No.of grade '2'	No.of grade '1'	No.o f grade '0'	Analysis	Action Taken
1	How much of the syllabus was covered in the class?	16	0	2	1	1	80% of students gave positive feedback of syllabus coverage	
2	How well did the teachers prepare for the classes?	17	1	1	1	0	850% of students are satisfied with the Preparation levels	
3	How well were the teachers able to communicate?	14	6	0	0	0	70% of the students remarked that the communication skills are up too the mark	
4	The teacher's approach to teaching can best be described as	11	9	0	0	0	55% of students have marked the Teacher approach as good	Teachers apporach has to be more friendly and suggestive
5	Fairness of the internal evaluation process by the teachers.	12	8	0	0	0	60% of students have marked the valuation was done fairly	
6	Was your performance in assignments discussed with you?	15	5	0	0	0	75% of students have agreed that the assignments were disscussed in the class	



7	The institute takes active interest in promoting internship, student exchange, field visit opportunities for students.	15	3	2	0	0	75% of students agreed only
8	The teaching and mentoring process in your institution facilitates you in cognitive, social and emotional growth.	14	2	2	0	2	70% of students agreed
9	The institution provides multiple opportunities to learn and grow.	13	6	1	0	0	65% of students agree that multiple opportunities will be provided for their learning and growth
10	Teachers inform you about your expected competencies, course outcomes and programme outcomes.	10	10	0	0	0	50% of students confirm that the POs, COs are communicated to them
11	Your mentor does a necessary follow-up with an assigned task to you.	11	9	0	0	0	55% of students agreed that there is follow up by the teacher for any task assigned to them
12	The teachers illustrate the concepts through examples and applications.	8	12	0	0	0	40% of students agree that concepts are explained with examples
13	The teachers identify your strengths and encourage you with providing right level of challenges.	10	9	1	0	0	50% of students agreed that teacher encourages them



14	Teachers are able to identify your weaknesses and help you to overcome them.	10	8	2	0	0	50% of students agreed that teacher helps them in overcoming their weakness	
15	The institution makes effort to engage students in the monitoring, review and continuous quality improvement of the teaching learning process.	14	6	0	0	0	70% of students agree with this	
16	The institute/ teachers use student centric methods, such as experiential learning, participative learning and problem solving methodologies for enhancing learning experiences.	10	8	2	0	0	50% of students are satisfied with the student centric approaches followed	
17	Teachers encourage you to participate in extracurricular activities.	12	8	0	0	0	60% of students agree with this	More Extra curricular activities had to be organised
18	Efforts are made by the institute/ teachers to inculcate soft skills, life skills and employability skills to make you ready for the world of work.	11	7	2	0	0	55% of students are satisfied with the efforts made by the teachers for developing their skills	



19	What percentage of teachers use ICT tools such as LCD projector, Multimedia, etc. while teaching.	14	6		0	0	70 % of students agreed that the teacher uses ICT in teaching
20	The overall quality of teaching learning process in your institute is very good	15	5	0	0	0	75% of students are satisfied
21	Give three observation / suggestions to improve the overall teaching – learning experience in your institution.						



Signature of the IQAC  
Coordinator



PRINCIPAL



**Government Degree College (A)**  
Tuni, East Godavari District

**Student Feedback Analysis - 2021-22**

Name of the Faculty : Sri K.B.S.V.KUMAR  
Designation : Lect. In PHYSICS  
No. of Responses : 10

S.No	Questions	No. of grade '4'	No. of grade '3'	No. of grade '2'	No. of grade '1'	No. of grade '0'	Analysis	Action Taken
1	How much of the syllabus was covered in the class?	9	1	0	0	0	90% of students gave positive feedback of syllabus coverage	
2	How well did the teachers prepare for the classes?	7	3	0	0	0	70% of students are satisfied with the Preparation levels	
3	How well were the teachers able to communicate?	9	1	0	0	0	90% of the students remarked that the communication skills are up to the mark	
4	The teacher's approach to teaching can best be described as	6	4	0	0	0	60% of students have marked the Teacher approach as good	Advised to be more more friendly with the students
5	Fairness of the internal evaluation process by the teachers.	7	3	0	0	0	70% of students have marked the valuation was done fairly	
6	Was your performance in assignments discussed with you?	10	0	0	0	0	100% of students have agreed that the assignments were discussed in the class	



7	The institute takes active interest in promoting internship, student exchange, field visit opportunities for students.	7	1	2	0	0	70% of students agreed only	
8	The teaching and mentoring process in your institution facilitates you in cognitive, social and emotional growth.	6	2	2	1	0	60% of students agreed	Teacher and Mentoring process has to be improved
9	The institution provides multiple opportunities to learn and grow.	5	5	0	0	0	50% of students agree that multiple opportunities will be provided for their learning and growth	
10	Teachers inform you about your expected competencies, course outcomes and programme outcomes.	7	1	1	1	0	70% of students confirm that the POs, COs are communicated to them	
11	Your mentor does a necessary follow-up with an assigned task to you.	6	0	2	3	0	60% of students agreed that there is follow up by the teacher for any task assigned to them	Advised to follow up the tasks assigned to students
12	The teachers illustrate the concepts through examples and applications.	8	2	0		0	80% of students agree that concepts are explained with examples	
13	The teachers identify your strengths and encourage you with providing right level of challenges.	7	1	1	1		70% of students agreed that teacher encourages them	



13	The teachers identify your strengths and encourage you with providing right level of challenges.	7	1	1	1	70% of students agreed that teacher encourages them	
14	Teachers are able to identify your weaknesses and help you to overcome them.	8	1	0	0	80% of students agreed that teacher helps them in overcoming their weakness	
15	The institution makes effort to engage students in the monitoring, review and continuous quality improvement of the teaching learning process.	6	2	2	0	60% of students agree with this	Continuous monitoring in the quality improvement has to be improved
16	The institute/ teachers use student centric methods, such as experiential learning, participative learning and problem solving methodologies for enhancing learning experiences.	5	2	1	2	50% of students are satisfied with the student centric approaches followed	Suggested to introduce more student centric activities
17	Teachers encourage you to participate in extracurricular activities.	3	5	2		60% of students agree with this	



18	Efforts are made by the institute/ teachers to inculcate soft skills, life skills and employability skills to make you ready for the world of work.	5	2	2	1	50% of students are satisfied with the efforts made by the teachers for developing their skills	Suggested to concentrate on improving the soft skills, life skills etc
19	What percentage of teachers use ICT tools such as LCD projector, Multimedia, etc. while teaching.	9	1	0	0	90% of students agreed that the teacher uses ICT in teaching	
20	The overall quality of teaching-learning process in your institute is very good	9	1	0	0	90% of students are satisfied	
21	Give three observation / suggestions to improve the overall teaching – learning experience in your institution.						

*M. S.*

*d. 12.17*



**Government Degree College (A)**  
Tuni, East Godavari District

**Student Feedback Analysis - 2021-22**

Name of the Faculty : Sri Y.A.S.SRINIVAS  
Designation : Lect. In ENGLISH  
No. of Responses : 10

S.No	Questions	No.of grade '4'	No.o f grade '3'	No.of grade '2'	No.of grade '1'	No.o f grade '0'	Analysis	Action Taken
1	How much of the syllabus was covered in the class?	10	0	0	0	0	100% of students gave positive feedback of syllabus coverage	
2	How well did the teachers prepare for the classes?	7	3	0	0	0	70% of students are satisfied with the Preparation levels	
3	How well were the teachers able to communicate?	7	3	0	0	0	70% of the students remarked that the communication skills are up too the mark	
4	The teacher's approach to teaching can best be described as	4	5	1	0	0	40% of students have marked the Teacher approach as good	Advised to be more more friendly with the students
5	Fairness of the internal evaluation process by the teachers.	7	3		0	0	70% of students have marked the valuation was done fairly	
6	Was your performance in assignments discussed with you?	7	1	2	0	0	70% of students have agreed that the assignments were discussed in the class	



7	The institute takes active interest in promoting internship, student exchange, field visit opportunities for students.	7	2		1	0	70% of students agreed only	
8	The teaching and mentoring process in your institution facilitates you in cognitive, social and emotional growth.	4	6	0	0	0	40% of students agreed	Teacher and Mentoring process has to be improved
9	The institution provides multiple opportunities to learn and grow.	5	5	0	0	0	50% of students agree that multiple opportunities will be provided for their learning and growth	
10	Teachers inform you about your expected competencies, course outcomes and programme outcomes.	8	2	0	0	0	80% of students confirm that the POs, COs are communicated to them	
11	Your mentor does a necessary follow-up with an assigned task to you.	7	3				70% of students agreed that there is follow up by the teacher for any task assigned to them	
12	The teachers illustrate the concepts through examples and applications.	7	3	0	0	0	80% of students agree that concepts are explained with examples	
13	The teachers identify your strengths and encourage you with providing right level of challenges.	6	4	0	0	0	60% of students agreed that teacher encourages them	



14	Teachers are able to identify your weaknesses and help you to overcome them.	5	4	1	0	0	50% of students agreed that teacher helps them in overcoming their weakness	Suggested to provide guidance to the students in overcoming their weakness
15	The institution makes effort to engage students in the monitoring, review and continuous quality improvement of the teaching learning process.	7	3	0	0	0	70% of students agree with this	
16	The institute/ teachers use student centric methods, such as experiential learning, participative learning and problem solving methodologies for enhancing learning experiences.	7	1	2	0	0	70% of students are satisfied with the student centric approaches followed	
17	Teachers encourage you to participate in extracurricular activities.	5	5				50% of students agree with this	Suggested to organise more Extra curricular activities
18	Efforts are made by the institute/ teachers to inculcate soft skills, life skills and employability skills to make you ready for the world of work.	7	3	0	0	0	70% of students are satisfied with the efforts made by the teachers for developing their skills	



19	What percentage of teachers use ICT tools such as LCD projector, Multimedia, etc. while teaching.	7	1	1	1	0	70% of students agreed that the teacher uses ICT in teaching
20	The overall quality of teaching-learning process in your institute is very good	5	5	0	0	0	50% of students are satisfied
21	Give three observation / suggestions to improve the overall teaching – learning experience in your institution.						

M. S.

Ch. 22/16



## Government Degree College (A)

Tuni, East Godavari District

### Student Feedback Analysis - 2021-22

Name of the Faculty : Ms. D.SARITHA  
 Designation : Lect. In ENGLISH  
 No. of Responses : 10

S.No	Questions	No.of grade '4'	No.o f grade '3'	No.of grade '2'	No.of grade '1'	No.o f grade '0'	Analysis	Action Taken
1	How much of the syllabus was covered in the class?	10	0	0	0	0	100% of students gave positive feedback of syllabus coverage	
2	How well did the teachers prepare for the classes?	7	3	0	0	0	70% of students are satisfied with the Preparation levels	
3	How well were the teachers able to communicate?	8	1	1	0	0	80% of the students remarked that the communication skills are up too the mark	
4	The teacher's approach to teaching can best be described as	8	2	0	0	0	80% of students have marked the Teacher approach as good	
5	Fairness of the internal evaluation process by the teachers.	6	3	1	0	0	60% of students have marked the valuation was done fairly	Advised that the internal evaluation must be done with more transparency
6	Was your performance in assignments discussed with you?	7	2	0	1	0	70% of students have agreed that the assignments were disscussed in the class	



7	The institute takes active interest in promoting internship, student exchange, field visit opportunities for students.	6	1	1	2	0	60% of students agreed only	More activities promoting Internship, Field Trips has to be organised
8	The teaching and mentoring process in your institution facilitates you in cognitive, social and emotional growth.	3	6	1	0	0	30% of students agreed	Teacher and Mentoring process has to be improved
9	The institution provides multiple opportunities to learn and grow.	7	3	0	0	0	70% of students agree that multiple opportunities will be provided for their learning and growth	
10	Teachers inform you about your expected competencies, course outcomes and programme outcomes.	5	4	1	0	0	50% of students confirm that the POs, COs are communicated to them	
11	Your mentor does a necessary follow-up with an assigned task to you.	5	3	0	2	0	50% of students agreed that there is follow up by the teacher for any task assigned to them	Advised to follow up the tasks assigned to students
12	The teachers illustrate the concepts through examples and applications.	7	3	0	0	0	70% of students agree that concepts are explained with examples	
13	The teachers identify your strengths and encourage you with providing right level of challenges.	8	2	0	0	0	80% of students agreed that teacher encourages them	



13	The teachers identify your strengths and encourage you with providing right level of challenges.	8	2	0	0	0	80% of students agreed that teacher encourages them	
14	Teachers are able to identify your weaknesses and help you to overcome them.	9	1	0	0	0	90% of students agreed that teacher helps them in overcoming their weakness	
15	The institution makes effort to engage students in the monitoring, review and continuous quality improvement of the teaching learning process.	4	5	1			40% of students agree with this	Continuous monitoring in the quality improvement has to be improved
16	The institute/ teachers use student centric methods, such as experiential learning, participative learning and problem solving methodologies for enhancing learning experiences.	4	4	2	0	0	40% of students are satisfied with the student centric approaches followed	Suggested to introduce more student centric activities
17	Teachers encourage you to participate in extracurricular activities.	7	3	0	0	0	70% of students agree with this	



**Government Degree College (A)**  
Tuni, East Godavari District

**Student Feedback Analysis - 2021-22**

Name of the Faculty : Ms. V.Padmavathi  
Designation : Lect. In Economics  
No. of Responses : 20

S.No	Questions	No.of grade '4'	No.of grade '3'	No.of grade '2'	No.of grade '1'	No.of grade '0'	Analysis	Action Taken
1	How much of the syllabus was covered in the class?	17	3	0	0	0	85% of students gave positive feedback of syllabus coverage	
2	How well did the teachers prepare for the classes?	14	6	0	0	0	70% of students are satisfied with the Preparation levels	
3	How well were the teachers able to communicate?	16	3	0	1	0	80% of the students remarked that the communication skills are up too the mark	
4	The teacher's approach to teaching can best be described as	14	2	4	0	0	70% of students have marked the Teacher approach as good	
5	Fairness of the internal evaluation process by the teachers.	15	5	0	0	0	75% of students have marked the valuation was done fairly	
6	Was your performance in assignments discussed with you?	15	5	0	0	0	75% of students have agreed that the assignments were disscussed in the class	



7	The institute takes active interest in promoting internship, student exchange, field visit opportunities for students.	7	11	0	2	0	35% of students strongly agreed only	More activities promoting Internship, Field Trips has to be organised
8	The teaching and mentoring process in your institution facilitates you in cognitive, social and emotional growth.	9	10	0	1	0	95% of students agreed	
9	The institution provides multiple opportunities to learn and grow.	2	17	1	0	0	10% of students agree that multiple opportunities will be provided for their learning and growth	
10	Teachers inform you about your expected competencies, course outcomes and programme outcomes.	11	5	4	0	0	55% of students confirm that the POs, COs are communicated to them	Advised to inform the students about Cos, POs and PSOs before commencement of the Semester classes
11	Your mentor does a necessary follow-up with an assigned task to you.	15	4	0	1	0	75% of students agreed that there is follow up by the teacher for any task assigned to them	
12	The teachers illustrate the concepts through examples and applications.	18	1	1	0	0	90% of students agree that concepts are explained with examples	
13	The teachers identify your strengths and encourage you with providing right level of challenges.	14	5	1	0	0	70% of students strongly agreed that teacher encourages them	



14	Teachers are able to identify your weaknesses and help you to overcome them.	10	8	1	1	0	50% of students agreed that teacher helps them in overcoming their weakness	Suggested to provide guidance to the students in overcoming their weakness
15	The institution makes effort to engage students in the monitoring, review and continuous quality improvement of the teaching learning process.	15	4	0	1	0	75% of students strongly agree with this	
16	The institute/ teachers use student centric methods, such as experiential learning, participative learning and problem solving methodologies for enhancing learning experiences.	8	8	3	1	0	40% of students are satisfied with the student centric approaches followed	Suggested to introduce more student centric activities
17	Teachers encourage you to participate in extracurricular activities.	15	4	0	1	0	75% of students strongly agree with this	
18	Efforts are made by the institute/ teachers to inculcate soft skills, life skills and employability skills to make you ready for the world of work.	10	8	0	1	1	50% of students are satisfied with the efforts made by the teachers for developing their skills	Suggested to concentrate on improving the soft skills, life skills etc



19	What percentage of teachers use ICT tools such as LCD projector, Multimedia, etc. while teaching.	14	2	2	2	0	70% of students agreed that the teacher uses ICT in teaching
20	The overall quality of teaching-learning process in your institute is very good	15	2	3	0	0	75% of students are satisfied
21	Give three observation / suggestions to improve the overall teaching – learning experience in your institution.						

  
 Signature of the IQAC  
 Coordinator

  
 PRINCIPAL



**Government Degree College (A)**  
Tuni, East Godavari District

**Student Feedback Analysis - 2021-22**

Name of the Faculty : Sri M.S.PRASAD  
Designation : Lect. In TELUGU  
No. of Responses : 10

S.No	Questions	No.of grade '4'	No.o f grade '3'	No.of grade '2'	No.of grade '1'	No.o f grade '0'	Analysis	Action Taken
1	How much of the syllabus was covered in the class?	10	0	0	0	0	100% of students gave positive feedback of syllabus coverage	
2	How well did the teachers prepare for the classes?	7	3	0	0	0	70% of students are satisfied with the Preparation levels	
3	How well were the teachers able to communicate?	7	3	0	0	0	70% of the students remarked that the communication skills are up too the mark	
4	The teacher's approach to teaching can best be described as	6	3	0	1	0	60% of students have marked the Teacher approach as good	Advised to be more more friendly with the students
5	Fairness of the internal evaluation process by the teachers.	7	3	0	0	0	70% of students have marked the valuation was done fairly	
6	Was your performance in assignments discussed with you?	7	2	1	0	0	70% of students have agreed that the assignments were disscussed in the class	



7	The institute takes active interest in promoting internship, student exchange, field visit opportunities for students.	9	1	0	0	0	90% of students agreed only	
8	The teaching and mentoring process in your institution facilitates you in cognitive, social and emotional growth.	7	2	1	0	0	70% of students agreed	
9	The institution provides multiple opportunities to learn and grow.	4	6	0	0	0	40% of students agree that multiple opportunities will be provided for their learning and growth	
10	Teachers inform you about your expected competencies, course outcomes and programme outcomes.	7	3	0	0	0	70% of students confirm that the POs, COs are communicated to them	
11	Your mentor does a necessary follow-up with an assigned task to you.	5	4	0	1	0	50% of students agreed that there is follow up by the teacher for any task assigned to them	Advised to follow up the tasks assigned to students
12	The teachers illustrate the concepts through examples and applications.	8	2	0	0	0	80% of students agree that concepts are explained with examples	
13	The teachers identify your strengths and encourage you with providing right level of challenges.	7	1	1	1	0	70% of students agreed that teacher encourages them	



14	Teachers are able to identify your weaknesses and help you to overcome them.	7	3	0	0	0	70% of students agreed that teacher helps them in overcoming their weaknes	
15	The institution makes effort to engage students in the monitoring, review and continuous quality improvement of the teaching learning process.	5	5	0	0	0	50% of studens agree with this	Advised to have Continuous monitoring
16	The institute/ teachers use student centric methods, such as experiential learning, participative learning and problem solving methodologies for enhancing learning experiences.	7	2	1	0	0	70% of students are satisfied with the student centric approaches followed	
17	Teachers encourage you to participate in extracurricular activities.	4	6	0	0	0	60% of studens agree with this	Suggested to organise more Extra curricular activites
18	Efforts are made by the institute/ teachers to inculcate soft skills, life skills and employability skills to make you ready for the world of work.	7	3	0	0	0	70% of students are satisfied with the efforts made by the teachers for developing their skills	



19	What percentage of teachers use ICT tools such as LCD projector, Multimedia, etc. while teaching.	6	2	1	0	0	60% of students agreed that the teacher uses ICT in teaching	Advised to prepare more ICT enabled classes
20	The overall quality of teaching-learning process in your institute is very good	7	3	0	0	0	70% of students are satisfied	
21	Give three observation / suggestions to improve the overall teaching – learning experience in your institution.							

*M. S. R.*

*Ch. S. R.*



## Government Degree College (A)

Tuni, East Godavari District

### Student Feedback Analysis - 2021-22

Name of the Faculty : Sri G.GOVINDU  
Designation : Lect.in Chemistry  
No. of Responses : 20

S.No	Questions	No.of grade '4'	No.of grade '3'	No.of grade '2'	No.of grade '1'	No.of grade '0'	Analysis	Action Taken
1	How much of the syllabus was covered in the class?	13	6	1	0	0	65% of students gave positive feedback of syllabus coverage	Suggested to take effective measures for completing the syllabus in time
2	How well did the teachers prepare for the classes?	17	2	1	0	0	80% of students are satisfied with the Preparation levels	
3	How well were the teachers able to communicate?	10	8	2	0	0	50% of the students remarked that the communication skills are up too the mark	Suggested to improve the communication skills
4	The teacher's approach to teaching can best be described as	8	11	0	1	0	40% of students have marked the Teacher approach as good	Teachers apporach has to be more friendly and suggestive
5	Fairness of the internal evaluation process by the teachers.	8	4	1	0	0	40% of students have marked the valuation was done fairly	Advised that the internal evaluation must be done with more transparency




6	Was your performance in assignments discussed with you?	14	4	1	1	0	70% of students have agreed that the assignments were discussed in the class
7	The institute takes active interest in promoting internship, student exchange, field visit opportunities for students.	12	8	0	0	0	60% of students agreed only More activities promoting Internship, Field Trips has to be organised
8	The teaching and mentoring process in your institution facilitates you in cognitive, social and emotional growth.	7	10	3	0	0	70% of students agreed
9	The institution provides multiple opportunities to learn and grow.	10	8	1	1	0	50% of students agree that multiple opportunities will be provided for their learning and growth
10	Teachers inform you about your expected competencies, course outcomes and programme outcomes.	13	6	0	1	0	65% of students confirm that the POs, COs are communicated to them
11	Your mentor does a necessary follow-up with an assigned task to you.	14	3	3	0	0	70% of students agreed that there is follow up by the teacher for any task assigned to them



13	The teachers identify your strengths and encourage you with providing right level of challenges.	14	5	1	0	0	70% of students agreed that teacher encourages them	
14	Teachers are able to identify your weaknesses and help you to overcome them.	8	11	1	0	0	agreed that teacher helps them in overcoming their	Suggested to provide guidance to the students in overcoming their weakness
15	The institution makes effort to engage students in the monitoring, review and continuous quality improvement of the teaching learning process.	10	9	1	0	0	50% of students agree with this	Advised to have Continuous monitoring
16	The institute/ teachers use student centric methods, such as experiential learning, participative learning and problem solving methodologies for enhancing learning experiences.	14	5	0	1	0	70% of students are satisfied with the student centric approaches followed	
17	Teachers encourage you to participate in extracurricular activities.	15	4	1	0	0	75% of students agree with this	



18	Efforts are made by the institute/ teachers to inculcate soft skills, life skills and employability skills to make you ready for the world of work.	12	6	2	0	0	60% of students are satisfied with the efforts made by the teachers for developing their skills
19	What percentage of teachers use ICT tools such as LCD projector, Multimedia, etc. while teaching.	10	6	3	1	0	50% of students agreed that the teacher uses ICT in teaching
20	The overall quality of teaching-learning process in your institute is very good	10	8	2	0	0	50% of students are satisfied
21	Give three observation / suggestions to improve the overall teaching – learning experience in your institution.						

  
 Signature of the IQAC  
 Coordinator

  
 PRINCIPAL



**Government Degree College (A)**  
**Tuni, East Godavari District**  
**Student Feedback Analysis - 2021-22**

Name of the Faculty : Ms. L.Ramalakshmi  
 Designation : Lect.in Chemistry  
 No. of Responses : 20

S.No	Questions	No.of grade '4'	No.of grade '3'	No.of grade '2'	No.of grade '1'	No.of grade '0'	Analysis	Action Taken
1	How much of the syllabus was covered in the class?	19	1	0	0	0	95% of students gave positive feedback of syllabus coverage	
2	How well did the teachers prepare for the classes?	14	6	0	0	0	70% of students are satisfied with the Preparation levels	
3	How well were the teachers able to communicate?	15	5	0	0	0	75% of the students remarked that the communication skills are up too the mark	
4	The teacher's approach to teaching can best be described as	14	6	0	0	0	70% of students have marked the Teacher approach as good	
5	Fairness of the internal evaluation process by the teachers.	15	5	0	0	0	75% of students have marked the valuation was done fairly	
6	Was your performance in assignments discussed with you?	11	8	0	0	0	55% of students have agreed that the assignments were discussed in the class	Advised to discuss the assignments performance with the students for their improvement
7	The institute takes active interest in promoting internship, student exchange, field visit opportunities for students.	15	4	1	0	0	75% of students agreed only	



8	The teaching and mentoring process in your institution facilitates you in cognitive, social and emotional growth.	7	13	0	0	0	35% of students agreed	Suggested to improve the Teacher and Mentoring process
9	The institution provides multiple opportunities to learn and grow.	10	10	0	0	0	55 of studens agree that multiple oppurtunities will be provided for their learning and growth	
10	Teachers inform you about your expected competencies, course outcomes and programme outcomes.	13	7	0	0	0	65% of students confirm that the POs, COs are communicated to them	
11	Your mentor does a necessary follow-up with an assigned task to you.	15	5	0	0	0	75% of students agreed that there is follow up by the teacher for any task assigned to them	
12	The teachers illustrate the concepts through examples and applications.	14	6	0	0	0	70% of students agree that concepts are explained with examples	
13	The teachers identify your strengths and encourage you with providing right level of challenges.	8	12	0	0	0	40% of students agreed that teacher encourages them	Suggested to encourage the students by identifying their strengths
14	Teachers are able to identify your weaknesses and help you to overcome them.	14	6	0	0	0	70% of students agreed that teacher helps them in overcoming their weakness	
15	The institution makes effort to engage students in the monitoring, review and continuous quality improvement of the teaching learning process.	14	6	0	0	0	70% of studens agree with this	



16	The institute/ teachers use student centric methods, such as experiential learning, participative learning and problem solving methodologies for enhancing learning experiences.	14	6	0	0	0	70% of students are satisfied with the student centric approaches followed	
17	Teachers encourage you to participate in extracurricular activities.	9	11	0	0	0	77% of students agree with this	
18	Efforts are made by the institute/ teachers to inculcate soft skills, life skills and employability skills to make you ready for the world of work.	14	8	0	0	0	70% of students are satisfied with the efforts made by the teachers for developing their skills	
19	What percentage of teachers use ICT tools such as LCD projector, Multimedia, etc. while teaching.	9	11	0	0	0	45% of students agreed that the teacher uses ICT in teaching	Advised to prepare more ICT enabled classes
20	The overall quality of teaching-learning process in your institute is very good	18	2	0	0	0	80% of students are satisfied	
21	Give three observation / suggestions to improve the overall teaching – learning experience in your institution.							

  
Signature of the IQAC  
Coordinator

  
PRINCIPAL



## Government Degree College (A)

Tuni, East Godavari District

### Student Feedback Analysis - 2021-22

Name of the Faculty : Ms.S.Bhagya Lakshmi  
Designation : Lect. In Pharmaceutical Chemistry  
No. of Responses : 20

S.No	Questions	No.of grade '4'	No.of grade '3'	No.of grade '2'	No.of grade '1'	No.of grade '0'	Analysis	Action Taken (Suggestions given)
1	How much of the syllabus was covered in the class?	20	0	0	0	0	100% of students gave positive feedback of syllabus coverage	
2	How well did the teachers prepare for the classes?	18	2	0	0	0	90% of students are satisfied with the Preparation levels	
3	How well were the teachers able to communicate?	15	5	0	0	0	75% of the students remarked that the communication skills are up too the mark	
4	The teacher's approach to teaching can best be described as	16	4	0	0	0	80% of students have marked the Teacher approach as good	
5	evaluation process by the teachers.	16	3	1	0	0	80% of students have marked the valuation was done fairly	
6	Was your performance in assignments discussed with you?	19	1	0	0	0	95% of students have agreed that the assignments were disscussed in the class	



7	The institute takes active interest in promoting internship, student exchange, field visit opportunities for students.	17	3	0	0	0	95% of students agreed only	
8	The teaching and mentoring process in your institution facilitates you in cognitive, social and emotional growth.	10	10	0	0	0	50% of students agreed	Suggested to improve the Teacher and Mentoring process
9	The institution provides multiple opportunities to learn and grow.	6	14	0	0	0	30% of students agree that multiple opportunities will be provided for their learning and growth	
10	Teachers inform you about your expected competencies, course outcomes and programme outcomes.	16	4	0	0	0	80% of students confirm that the POs, COs are communicated to them	
11	Your mentor does a necessary follow-up with an assigned task to you.	15	5	0	0	0	75% of students agreed that there is follow up by the teacher for any task assigned to them	
12	The teachers illustrate the concepts through examples and applications.	13	7	0	0	0	75% of students agree that concepts are explained with examples	
13	strengths and encourage you with providing right level of challenges.	15	5	0	0	0	75% of students agreed that teacher encourages them	




14	Teachers are able to identify your weaknesses and help you to overcome them.	11	9	0	0	80% of students agreed that teacher helps them in overcoming their weakness	
15	The institution makes effort to engage students in the monitoring, review and continuous quality improvement of the teaching learning process.	12	8	0	0	60% of students agree with this	Continuous monitoring in the quality improvement has to be improved
16	student centric methods, such as experiential learning, participative learning and problem solving methodologies for enhancing learning experiences.	14	6	0	0	70% of students are satisfied with the student centric approaches followed	
17	Teachers encourage you to participate in extracurricular activities.	12	8	0	0	60% of students agree with this	More Extra curricular activities had to be organised
18	Efforts are made by the institute/teachers to inculcate soft skills, life skills and employability skills to make you ready for the world of work.	19	1	0	0	95% of students are satisfied with the efforts made by the teachers for developing their skills	
19	What percentage of teachers use ICT tools such as LCD projector, Multimedia, etc. while teaching.	10	8	2	0	50% of students agreed that the teacher uses ICT in teaching	Advised to prepare more ICT enabled classes

hh



20	The overall quality of teaching-learning process in your institute is very good	15	5	0	0	0	75% of students are satisfied
21	Give three observation / suggestions to improve the overall teaching – learning experience in your institution.	Nil					

  
 Signature of the IQAC  
 Coordinator

  
 PRINCIPAL



## Government Degree College (A)

Tuni, East Godavari District

### Student Feedback Analysis - 2021-22

Name of the Faculty : Mr.P.V.Ganesh k  
 Designation : Lect. In COMMERCE  
 No. of Responses : 20

S.No	Questions	No.of grade '4'	No.of grade '3'	No.of grade '2'	No.of grade '1'	No.of grade '0'	Analysis	Action Taken
1	How much of the syllabus was covered in the class?	15	2	1	2	0	75% of students gave positive feedback of syllabus coverage	
2	How well did the teachers prepare for the classes?	16	3	0	1	0	80% of students are satisfied with the Preparation levels	
3	How well were the teachers able to communicate?	16	3	0	1	0	80% of the students remarked that the communication skills are up too the mark	
4	The teacher's approach to teaching can best be described as	15	4	0	1	0	75% of students have marked the Teacher approach as good	
5	Fairness of the internal evaluation process by the teachers.	16	3	0	1	0	80% of students have marked the valuation was done fairly	



6	Was your performance in assignments discussed with you?	13	3	2	1	0	65% of students have agreed that the assignments were discussed in the class	Advised to discuss the assignments performance with the students for their improvement
7	The institute takes active interest in promoting internship, student exchange, field visit opportunities for students.	16	3	2	1	0	80% of students agreed only	
8	The teaching and mentoring process in your institution facilitates you in cognitive, social and emotional growth.	15	3	2	1	0	75% of students agreed	
9	The institution provides multiple opportunities to learn and grow.	16	3	1	1	0	80% of students agree that multiple opportunities will be provided for their learning and growth	
10	Teachers inform you about your expected competencies, course outcomes and programme outcomes.	13	5	1	1	0	65% of students confirm that the POs, COs are communicated to them	Advised to inform the students about Cos, POs and PSOs before commencement of the Semester classes
11	Your mentor does a necessary follow-up with an assigned task to you.	16	2	1	1	0	80% of students agreed that there is follow up by the teacher for any task assigned to them	



13	The teachers identify your strengths and encourage you with providing right level of challenges.	16	3	0	1	0	80% of students agreed that teacher encourages them
14	Teachers are able to identify your weaknesses and help you to overcome them.	16	3	0	1	0	that teacher helps them in overcoming their weakness
15	The institution makes effort to engage students in the monitoring, review and continuous quality improvement of the teaching learning process.	16	2	2	0	0	80 % of studens agree with this
16	The institute/ teachers use student centric methods, such as experiential learning, participative learning and problem solving methodologies for enhancing learning experiences.	18	2	0	0	0	90% of students are satisfied with the student centric approaches followed
17	Teachers encourage you to participate in extracurricular activities.	16	3	0	1	0	80% of studens agree with this



18	Efforts are made by the institute/ teachers to inculcate soft skills, life skills and employability skills to make you ready for the world of work.	15	3	2	1	0	75% of students are satisfied with the efforts made by the teachers for developing their skills	
19	What percentage of teachers use ICT tools such as LCD projector, Multimedia, etc. while teaching.	12	5	2	1	0	65% of students agreed that the teacher uses ICT in teaching	Advised to prepare more ICT enabled classes
20	The overall quality of teaching-learning process in your institute is very good	15	4	0	1	0	75% of students are satisfied	
21	Give three observation / suggestions to improve the overall teaching – learning experience in your institution.							

  
 Signature of the IQAC  
 Coordinator

Ch. D. K. K.

PRINCIPAL



## Government Degree College (A)

Tuni, East Godavari District

### Student Feedback Analysis - 2021-22

Name of the Faculty : Ms.M.Bhuvanewari  
Designation : Lect. In commerce  
No. of Responses : 20

S.No	Questions	No.of grade '4'	No.of grade '3'	No.of grade '2'	No.of grade '1'	No.of grade '0'	Analysis	Action Taken (Suggestions given)
1	How much of the syllabus was covered in the class?	15	2	1	2	0	75% of students gave positive feedback of syllabus coverage	
2	How well did the teachers prepare for the classes?	14	4	1	1	0	70 % of students are satisfied with the Preparation levels	
3	How well were the teachers able to communicate?	9	7	1	3	0	45% of the students remarked that the communication skills are up too the mark	Suggested to improve the communication skills
4	The teacher's approach to teaching can best be described as	8	8	1	3	0	40% of students have marked the Teacher approach as good	Advised to be more more friendly with the students
5	Fairness of the internal evaluation process by the teachers.	15	1	1	3	0	75% of students have marked the valuation was done fairly	

th



6	Was your performance in assignments discussed with you?	14	2	1	3	0	70% of students have agreed that the assignments were discussed in the class	
7	The institute takes active interest in promoting internship, student exchange, field visit opportunities for students.	14	3	1	2	0	70 % of students agreed only	
8	The teaching and mentoring process in your institution facilitates you in cognitive, social and emotional growth.	9	7	1	3	0	45% of students agreed	Suggested to improve the Teacher and Mentoring process
9	The institution provides multiple opportunities to learn and grow.	9	7	1	3	0	45% of students agree that multiple oppurtunities will be provided for their learning and growth	
10	Teachers inform you about your expected competencies, course outcomes and programme outcomes.	15	1	1	3	0	75% of students confirm that the POs, COs are communicated to them	
11	Your mentor does a necessary follow-up with an assigned task to you.	16	2	1	1	0	there is follow up by the teacher for any task assigned to them	
12	The teachers illustrate the concepts through examples and applications.	16	3	0	1	0	80% of students agree that concepts are explained with examples	
13	The teachers identify your strengths and encourage you with providing right level of challenges.	16	3	0	1	0	80% of students agreed that teacher encourages them	




14	Teachers are able to identify your weaknesses and help you to overcome them.	16	3	0	1	0	80% of students agreed that teacher helps them in overcoming their weakness	
15	The institution makes effort to engage students in the monitoring, review and continuous quality improvement of the teaching learning process.	9	7	1	3	0	45% of students agree with this	Continuous monitoring in the quality improvement has to be improved
16	student centric methods, such as experiential learning, participative learning and problem solving methodologies for enhancing learning experiences.	8	8	1	3	0	40% of students are satisfied with the student centric approaches followed	
17	Teachers encourage you to participate in extracurricular activities.	16	3	0	1	0	80 % of students agree with this	
18	Efforts are made by the institute/ teachers to inculcate soft skills, life skills and employability skills to make you ready for the world of work.	9	7	1	3	0	45% of students are satisfied with the efforts made by the teachers for developing their skills	
19	What percentage of teachers use ICT tools such as LCD projector, Multimedia, etc. while teaching.	16	3	0	1	0	80% of students agreed that the teacher uses ICT in teaching	



20	The overall quality of teaching-learning process in your institute is very good	16	3	0	1	0	80% of students are satisfied
21	Give three observation / suggestions to improve the overall teaching – learning experience in your institution.	Nil					

  
 Signature of the IQAC  
 Coordinator

  
 PRINCIPAL



## Government Degree College (A)

Tuni, East Godavari District

### Student Feedback Analysis - 2021-22

Name of the Faculty : K.Durga Prasad  
Designation : Lect. In commerce  
No. of Responses : 20

S.No	Questions	No.of grade '4'	No.of grade '3'	No.of grade '2'	No.of grade '1'	No.of grade '0'	Analysis	Action Taken (Suggestions given)
1	How much of the syllabus was covered in the class?	16	3	0	1	0	80% of students gave positive feedback of syllabus coverage	
2	How well did the teachers prepare for the classes?	16	2	1	1	0	76% of students are satisfied with the Preparation levels	
3	How well were the teachers able to communicate?	16	2	0	2	0	80% of the students remarked that the communication skills are up too the mark	
4	The teacher's approach to teaching can best be described as	16	3	0	1	0	80% of students have marked the Teacher approach as good	
5	evaluation process by the teachers.	16	3	1	0	0	80% of students have marked the valuation was done fairly	



6	Was your performance in assignments discussed with you?	16	3	0	1	0	80% of students have agreed that the assignments were discussed in the class
7	The institute takes active interest in promoting internship, student exchange, field visit opportunities for students.	16	3	0	1	0	80% of students agreed only
8	The teaching and mentoring process in your institution facilitates you in cognitive, social and emotional growth.	16	3	0	1	0	80% of students agreed
9	The institution provides multiple opportunities to learn and grow.	16	3	1	0	0	80% of students agree that multiple opportunities will be provided for their learning and growth
10	Teachers inform you about your expected competencies, course outcomes and programme outcomes.	16	3	0	1	0	80% of students confirm that the POs, COs are communicated to them
11	Your mentor does a necessary follow-up with an assigned task to you.	16	3	0	1	0	80% of students agreed that there is follow up by the teacher for any task assigned to them
12	The teachers illustrate the concepts through examples and applications.	16	3	0	1	0	80% of students agree that concepts are explained with examples



13	The teachers identify your strengths and encourage you with providing right level of challenges.	16	3	0	1	0	80% of students agreed that teacher encourages them	
14	Teachers are able to identify your weaknesses and help you to overcome them.	16	3	0	1	0	80% of students agreed that teacher helps them in overcoming their weakness	
15	The institution makes effort to engage students in the monitoring, review and continuous quality improvement of the teaching learning process.	16	3	0	1	0	80% of students agree with this	Continuous monitoring in the quality improvement has to be improved
16	The institute/ teachers use student centric methods, such as experiential learning, participative learning and problem solving methodologies for enhancing learning experiences.	16	3	0	1	0	80% of students are satisfied with the student centric approaches followed	
17	Teachers encourage you to participate in extracurricular activities.	16	3	0	1	0	80% of students agree with this	More Extra curricular activities had to be organised
18	Efforts are made by the institute/ teachers to inculcate soft skills, life skills and employability skills to make you ready for the world of work.	16	3	0	1	0	80% of students are satisfied with the efforts made by the teachers for developing their skills	



19	What percentage of teachers use ICT tools such as LCD projector, Multimedia, etc. while teaching.	12	7	0	1	0	65% of students agreed that the teacher uses ICT in teaching	Advised to prepare more ICT enabled classes
20	The overall quality of teaching-learning process in your institute is very good	16	3	0	1	0	80% of students are satisfied	
21	Give three observation / suggestions to improve the overall teaching – learning experience in your institution.	Nil						

  
 Signature of the IQAC  
 Coordinator

  
 PRINCIPAL



**Government Degree College (A)**

Tuni, East Godavari District

**Student Feedback Analysis - 2021-22**

Name of the Faculty : Mr.B.Durga Prasad  
 Designation : Lect. In Commerce  
 No. of Responses : 20

S.No	Questions	No.of grade '4'	No.of grade '3'	No.of grade '2'	No.of grade '1'	No.of grade '0'	Analysis	Action Taken (Suggestions given)
1	How much of the syllabus was covered in the class?	16	3	0	1	0	80% of students gave positive feedback of syllabus coverage	
2	How well did the teachers prepare for the classes?	15	2	2	1	0	75% of students are satisfied with the Preparation levels	
3	How well were the teachers able to communicate?	16	2	1	1	0	80% of the students remarked that the communication skills are up too the mark	
4	The teacher's approach to teaching can best be described as	16	2	1	1	0	80% of students have marked the Teacher approach as good	
5	Fairness of the internal evaluation process by the teachers.	14	3	0	1	0	70% of students have marked the valuation was done fairly	Advised that the internal evaluation must be done with more transparency



6	Was your performance in assignments discussed with you?	15	3	1	1	0	75% of students have agreed that the assignments were discussed in the class
7	The institute takes active interest in promoting internship, student exchange, field visit opportunities for students.	16	2	1	1	0	80% of students agreed only
8	The teaching and mentoring process in your institution facilitates you in cognitive, social and emotional growth.	16	1	2	1	0	80% of students agreed
9	The institution provides multiple opportunities to learn and grow.	15	3	1	1	0	75% of students agree that multiple opportunities will be provided for their learning and growth
10	Teachers inform you about your expected competencies, course outcomes and programme outcomes.	15	2	2	1	0	75% of students confirm that the POs, COs are communicated to them
11	Your mentor does a necessary follow-up with an assigned task to you.	16	3	1	0	0	80% of students agreed that there is follow up by the teacher for any task assigned to them
12	The teachers illustrate the concepts through examples and applications.	16	3	0	1	0	80% of students agree that concepts are explained with examples



14	Teachers are able to identify your weaknesses and help you to overcome them.	16	3	0	1	0	80% of students agreed that teacher helps them in overcoming their weakness	
15	The institution makes effort to engage students in the monitoring, review and continuous quality improvement of the teaching learning process.	15	2	2	1	0	75% of students agree with this	Continuous monitoring in the quality improvement has to be improved
16	student centric methods, such as experiential learning, participative learning and problem solving methodologies for enhancing learning experiences.	16	3	0	1	0	80% of students are satisfied with the student centric approaches followed	
17	Teachers encourage you to participate in extracurricular activities.	12	3	2	1	0	60% of students agree with this	More Extra curricular activities had to be organised
18	Efforts are made by the institute/teachers to inculcate soft skills, life skills and employability skills to make you ready for the world of work.	16	2	1	1	0	80% of students are satisfied with the efforts made by the teachers for developing their skills	
19	What percentage of teachers use ICT tools such as LCD projector, Multimedia, etc. while teaching.	15	2	2	1	0	75% of students agreed that the teacher uses ICT in teaching	



20	The overall quality of teaching-learning process in your institute is very good	16	3	0	1	0	80% of students are satisfied	
21	Give three observation / suggestions to improve the overall teaching – learning experience in your institution.	Nil						

  
 Signature of the IQAC  
 Coordinator

  
 PRINCIPAL



**Government Degree College (A)**  
Tuni, East Godavari District

**Student Feedback Analysis - 2021-22**

Name of the Faculty : Ms. P.Parvathi  
Designation : Lect. In Zoology  
No. of Responses : 20

S.No	Questions	No.of grade '4'	No.of grade '3'	No.of grade '2'	No.of grade '1'	No.of grade '0'	Analysis	Action Taken
1	How much of the syllabus was covered in the class?	19	1	0	0	0	95% of students gave positive feedback of syllabus coverage	
2	How well did the teachers prepare for the classes?	14	6	0	0	0	70% of students are satisfied with the Preparation levels	Suggested to increase the preparation levels
3	How well were the teachers able to communicate?	16	4	0	0	0	80% of the students remarked that the communication skills are up to the mark	
4	The teacher's approach to teaching can best be described as	16	4	0	0	0	80% of students have marked the Teacher approach as good	
5	Fairness of the internal evaluation process by the teachers.	15	5	0	0	0	75% of students have marked the valuation was done fairly	Advised that the internal evaluation must be done with more transparency
6	Was your performance in assignments discussed with you?	20	0	0	0	0	100% of students have agreed that the assignments were discussed in the class	
7	The institute takes active interest in promoting internship, student exchange, field visit opportunities for students.	15	5	0	0	0	75 % of students agreed	Suggested to organised more activities promoting Internship and Field Trips



8	The teaching and mentoring process in your institution facilitates you in cognitive, social and emotional growth.	5	15	0	0	0	25% of students agreed	Suggested to improve the Teacher and Mentoring process
9	The institution provides multiple opportunities to learn and grow.	17	3	0	0	0	85% of students agree that multiple opportunities will be provided for their learning and growth	
10	Teachers inform you about your expected competencies, course outcomes and programme outcomes.	12	8	0	0	0	60% of students confirm that the POs, COs are communicated to them	Advised to inform the students about Cos, POs and PSOs before commencement of the Semester classes
11	Your mentor does a necessary follow-up with an assigned task to you.	17	3	0	0	0	85% of students agreed that there is follow up by the teacher for any task assigned to them	
12	The teachers illustrate the concepts through examples and applications.	14	6	0	0	0	70% of students agree that concepts are explained with examples	Advised to incorporate more examples in the teaching
13	The teachers identify your strengths and encourage you with providing right level of challenges.	15	5	0	0	0	75% of students agreed that teacher encourages them	
14	Teachers are able to identify your weaknesses and help you to overcome them.	14	6	0	0	0	70% of students agreed that teacher helps them in overcoming their weakness	
15	The institution makes effort to engage students in the monitoring, review and continuous quality improvement of the teaching learning process.	14	6	0	0	0	70% of students agree with this	Advised to have Continuous monitoring



16	The institute/ teachers use student centric methods, such as experiential learning, participative learning and problem solving methodologies for enhancing learning experiences.	14	6	0	0	0	70% of students are satisfied with the student centric approaches followed	
17	Teachers encourage you to participate in extracurricular activities.	11	9	0	0	0	55% of students agree with this	Suggested to organise more Extra curricular activities
18	Efforts are made by the institute/ teachers to inculcate soft skills, life skills and employability skills to make you ready for the world of work.	16	4	0	0	0	80% of students are satisfied with the efforts made by the teachers for developing their skills	
19	What percentage of teachers use ICT tools such as LCD projector, Multimedia, etc. while teaching.	18	2	0	0	0	90% of students agreed that the teacher uses ICT in teaching	
20	The overall quality of teaching-learning process in your institute is very good	19	1	0	0	0	95% of students are satisfied	
21	Give three observation / suggestions to improve the overall teaching – learning experience in your institution.							

*M.S.*  
Signature of the IQAC  
Coordinator

*Ch. P. B.*  
PRINCIPAL